



1st CISM Para-Ski World Championship  
3-8 April 2018  
HOCHFILZEN/ AUSTRIA  
RESULTS





**1<sup>st</sup> CISM World Military Para-Ski Championship**  
**03. - 08. April 2018**  
**Hochfilzen- AUSTRIA**

**Para-Ski**  
**ORGANISATION TEAM**

<b>Para-Ski MEET DIRECTOR</b>	<i>COL Gernot Rittenschober</i>	<i>AUT</i>
<b>CHIEF JUDGE</b>	<i>SGM Oliver Vent</i>	<i>GER</i>
<b>ASSISTANT CJ</b>	<i>COL Michael Egger</i>	<i>AUT</i>
<b>JUDGES</b>	<i>MS Aliya Ananina</i>	<i>RUS</i>
	<i>SGT Silvia Beguelin</i>	<i>SUI</i>
	<i>MS Sabine Kuchner</i>	<i>AUT</i>
	<i>MS Jana Matejkinova</i>	<i>SVK</i>
	<i>SSGT Senad Salkic</i>	<i>SLO</i>
	<i>PVT Marian Sluk</i>	<i>CZE</i>
	<i>MAJ Nenad Stojiljkovic</i>	<i>SRB</i>
	<i>MR Franz Singraber</i>	<i>AUT</i>
<b>TARGET ELECTRONICS &amp; RESULTS</b>	<i>AIRSHOT</i>	<i>AeC</i>
<b>AMD</b>	<i>ADIR Christian Autherith</i>	<i>AUT</i>
<b>INFRASTRUCTURE &amp; MANIFEST</b>	<i>HSV Red Bull Salzburg</i>	
<b>TARGET INFRASTRUCTURE</b>	<i>SGM Carsten Thiel</i>	<i>GER</i>
<b>PARASKI PHOTOGRAPHER</b>	<i>CAPT Christian Richter,</i> <i>CAPT Philip Hudernik</i>	<i>AUT</i>
<b>PILOTS in Command</b>	<i>AB 212, 5D-HB &amp; 5D-HW</i>	
<b>HELICOPTER</b>		



**CISM PARASKI**  
**03. - 08. April 2018**  
**Hochfilzen / Austria**  
**RESULTS TEAM MALE / FEMALE**

FACTOR:		0,32		MAX. POINTS: 150		RESULT SKI						RESULT ACCURACY						POINTS				
RANK	ST. NR.	TEAM	ST. NR.	Mil. Rk	NAME	NAT.	1 <sup>th</sup> run Time	1 <sup>th</sup> run Point	2 <sup>nd</sup> run Time	2 <sup>nd</sup> run Point	TOTAL SKI	RK SKI	1.	2.	3.	4.	5.	6.	TOT AL ACC	RK ACC	TOTAL	
<b>1</b>	3	<b>AUSTRIA</b>			3A WO-3	Kloiber Hannes	AUT	1:25,63	35	1:26,19	33	<b>68</b>	1	2	11	8	5	10	9	<b>45</b>	2	113
					3B CPL	Graser Sebastian	AUT	1:14,31	0	1:15,50	0	<b>0</b>		3	4	3	1	2	0	<b>13</b>		13
					3C LCPL	Sulzbacher Manuel	AUT	1:22,49	26	1:24,10	27	<b>53</b>		2	5	5	2	4	5	<b>23</b>		76
					3D LCPL	Schossner Julia	AUT	1:30,48	51	1:31,76	51	<b>102</b>		1	1	11	6	3	3	<b>25</b>		127
								<b>112</b>		<b>111</b>	<b>223</b>		<b>8</b>	<b>21</b>	<b>27</b>	<b>14</b>	<b>19</b>	<b>17</b>	<b>106</b>		<b>329</b>	
<b>2</b>	8	<b>SLOVENIA</b>			8A OR-7	Erjavec Borut	SLO	1:40,41	82	1:40,22	77	<b>159</b>	5	1	0	1	0	3	24	<b>29</b>	3	188
					8B OR-6	Pristavec Matjaž	SLO	1:36,15	68	1:35,54	63	<b>131</b>		1	6	4	2	0	2	<b>15</b>		146
					8C STSG1	Kostanjevec Matej	SLO	1:32,56	57	1:30,88	48	<b>105</b>		1	50	3	1	3	2	<b>60</b>		165
					8D OR-1	Bečan Matej	SLO	1:19,80	17	1:23,48	25	<b>42</b>		0	0	0	1	8	4	<b>13</b>		55
								<b>224</b>		<b>213</b>	<b>437</b>		<b>3</b>	<b>56</b>	<b>8</b>	<b>4</b>	<b>14</b>	<b>32</b>	<b>117</b>		<b>554</b>	
<b>3</b>	13	<b>SWITZERLAND</b>			13A PVT	Isler Matthias	SUI	1:32,37	56	1:29,71	44	<b>100</b>	2	3	0	10	9	3	1	<b>26</b>	5	126
					13B 2 LT	Rolli Rolf	SUI	1:32,62	57	1:30,55	47	<b>104</b>		11	4	14	9	5	4	<b>47</b>		151
					13C PVT	Eggenberger Andreas	SUI	1:26,47	38	1:29,27	43	<b>81</b>		21	50	3	6	14	3	<b>97</b>		178
					13D 2 LT	Lehner Stefan	SUI	1:28,61	45	1:28,16	40	<b>85</b>		26	3	2	6	4	2	<b>43</b>		128
								<b>196</b>		<b>174</b>	<b>370</b>		<b>61</b>	<b>57</b>	<b>29</b>	<b>30</b>	<b>26</b>	<b>10</b>	<b>213</b>		<b>583</b>	
<b>4</b>	5	<b>CZECH REPUBLIC</b>			5A 1 LT	Jiroušek Libor	CZE	1:32,15	56	1:32,03	52	<b>108</b>	4	3	50	0	23	1	3	<b>80</b>	4	188
					5B MJR	Javůrek Michal	CZE	1:23,49	29	1:25,71	32	<b>61</b>		3	50	2	3	8	3	<b>69</b>		130
					5C MJR	Bednář Radim	CZE	1:40,87	83	1:40,75	79	<b>162</b>		2	4	2	3	1	2	<b>14</b>		176
					5D LT	Žák Ondřej	CZE	1:31,14	53	1:31,21	49	<b>102</b>		10	2	1	2	7	5	<b>27</b>		129
								<b>221</b>		<b>212</b>	<b>433</b>		<b>18</b>	<b>106</b>	<b>5</b>	<b>31</b>	<b>17</b>	<b>13</b>	<b>190</b>		<b>623</b>	
<b>5</b>	6	<b>GERMANY</b>			6A OR-6	Zahler Christoph	GER	1:46,24	100	1:45,67	94	<b>194</b>	6	50	6	3	4	3	1	<b>67</b>	1	261
					6B OR-7	Weber Elischa	GER	1:33,53	60	1:34,19	58	<b>118</b>		2	1	1	0	4	1	<b>9</b>		127
					6C OR-6	Born Daniel	GER	1:26,78	39	1:25,62	32	<b>71</b>		0	4	1	2	7	4	<b>18</b>		89
					6D OR-7	Wiesner Stefan	GER	1:39,52	79	1:35,42	62	<b>141</b>		1	3	2	1	0	1	<b>8</b>		149
								<b>278</b>		<b>246</b>	<b>524</b>		<b>53</b>	<b>14</b>	<b>7</b>	<b>7</b>	<b>14</b>	<b>7</b>	<b>102</b>		<b>626</b>	

FACTOR:		0,32		MAX. POINTS: 150				RESULT SKI						RESULT ACCURACY							POINTS	
RANK	ST. NR.	TEAM		ST. NR.	Mil. Rk	NAME	NAT.	1 <sup>th</sup> run Time	1 <sup>th</sup> run Point	2 <sup>nd</sup> run Time	2 <sup>nd</sup> run Point	TOTAL SKI	RK SKI	1.	2.	3.	4.	5.	6.	TOT AL ACC	RK ACC	TOTAL
6	7	RUSSIA 1		7A	SGT	Borovik Artem	RUS	1:32,76	58	1:32,55	53	111	3	50	2	1	2	1	2	58	6	169
				7B	SOLD	Esin Dmitrii	RUS	1:44,12	93	1:39,96	76	169		50	50	36	2	4	3	145		314
				7C	SOLD	Petrik Anton	RUS	1:31,85	55	1:28,43	40	95		3	4	0	0	4	3	14		109
				7D	WO	Burenin Alexey	RUS	1:22,23	25	1:23,18	24	49		10	6	2	3	3	3	27		76
												231			193	424	113	62	39	7		12
7	11	FRANCE		11A	ADJ	Ferrand Deborah	FRA	1:48,96	108	1:52,29	115	223	8	8	2	6	2	9	27	54	8	277
				11B	SCH	Jeannerot Thomas	FRA	1:31,14	53	1:29,56	44	97		2	6	1	3	2	2	16		113
				11C	SCH	Vignuales Jean	FRA	1:29,80	48	1:28,27	40	88		3	0	1	0	0	11	15		103
				11D	CCH	Olek Julien	FRA	1:46,27	100	1:44,20	90	190		50	50	50	50	50	50	300		490
												309			289	598	63	58	58	55		61
8	12	SWITZERLAND JUNIORS		12A	SGT	Caduff Flavio	SUI	1:37,95	74	1:37,22	68	142	7	1	50	6	16	6	15	94	10	236
				12B	SGT	Bänziger Kevin	SUI	1:37,95	74	1:36,60	66	140		50	50	30	5	50	16	201		341
				12C	PVT	Widmer Jakob	SUI	1:53,02	121	1:44,56	91	212		50	11	6	10	50	28	155		367
				12D	PVT	Zürcher Silas	SUI	1:31,19	53	1:30,49	47	100		50	6	3	3	50	9	121		221
												322			272	594	151	117	45	34		156
9	4	POLAND		4A	PFC	Wójciak Kamil	POL	1:48,10	106	1:42,84	85	191	11	3	3	4	12	26	1	49	7	240
				4B	SWO	Dziergas Piotr	POL	1:39,72	79	1:40,60	78	157		2	1	50	13	2	3	71		228
				4C	SWO	Lamch Andrzej	POL	2:24,52	150	2:14,91	150	300		4	8	4	3	5	1	25		325
				4D	MAJ	Bekhit Monika	POL	1:57,62	135	1:55,62	125	260		50	43	29	0	0	50	172		432
												470			438	908	59	55	87	28		33
10	2	RUSSIA 2		2A	SGT	Nevskaia Ekaterina	RUS	1:32,69	57	1:32,73	54	111	9	50	50	3	29	13	6	151	11	262
				2B	SOLD	Atletova Mariia	RUS	x	150	1:58,99	136	286		50	6	10	47	50	50	213		499
				2C	SGT	Volkov Konstantin	RUS	1:42,24	87	1:37,61	69	156		50	50	4	3	0	0	107		263
				2D	SGT	Lukianova Mariia	RUS	1:36,78	70	1:34,19	58	128		50	50	3	3	5	4	115		243
												364			317	681	200	156	20	82		68

FACTOR:		0,32		MAX. POINTS: 150				RESULT SKI					RESULT ACCURACY						POINTS			
RANK	ST. NR.	TEAM		ST. NR.	Mil. Rk	NAME	NAT.	1 <sup>th</sup> run Time	1 <sup>th</sup> run Point	2. <sup>nd</sup> run Time	2. <sup>nd</sup> run Point	TOTAL SKI	RK SKI	1.	2.	3.	4.	5.	6.	TOT AL ACC	RK ACC	TOTAL
<b>11</b>	9	SLOVAKIA		9A	CPL	Marcinek Tomáš	SVK	1:50,12	112	1:45,14	93	205	10	2	2	2	3	6	4	19	9	224
				9B	MSG	Štefak Štefan	SVK	1:30,28	50	1:29,04	42	92		50	13	6	3	50	50	172		264
				9C	SFC	Gnida Peter	SVK	2:39,10	150	2:26,83	150	300		13	15	50	50	50	50	228		528
				9D	MAJ	Sokoli Martin	SVK	x	150	1:57,97	133	283		50	47	3	15	23	3	141		424
												462			418	880	115	77	61	71		129




official



Chief Judge  
StFw Oliver Vent

**CISM PARASKI**  
**03. - 08. April 2018**  
**Hochfilzen / Austria**  
**RESULTS INDIVIDUAL FEMALE**






FACTOR: <b>0,32</b>			MAX. POINTS: <b>150</b>			RESULT SKI						RESULT ACCURACY						POINTS				
RANK	ST. NR.	Mil.Rk	NAME	CLUB	NAT.	1 <sup>th</sup> run Time	1 <sup>th</sup> run Point	2. <sup>nd</sup> run Time	2. <sup>nd</sup> run Point	TOTAL SKI	RK	1.	2.	3.	4.	5.	6.	Finale	TOTAL ACC	RK	TOTAL	
1	3D	LCPL	Schosser Julia			AUT	1:30,48	0	1:31,76	0	0	1	1	1	11	6	3	3	3	28	1	28
2	2D	SGT	Lukianova Mariia			RUS	1:36,78	20	1:34,19	8	28	3	50	50	3	3	5	4	0	115	3	143
3	11A	ADJ	Ferrand Deborah			FRA	1:48,96	58	1:52,29	64	122	4	8	2	6	2	9	27	1	55	2	177
4	2A	SGT	Nevskaia Ekaterina			RUS	1:32,69	7	1:32,73	3	10	2	50	50	3	29	13	6	50	201	4	211
5	4D	MAJ	Bekhit Monika			POL	1:57,62	85	1:55,62	75	160	5	50	43	29	0	0	50		172	5	332
6	2B	SOLD	Atletova Mariia			RUS	x	150	1:58,99	85	235	6	50	6	10	47	50	50		213	6	448

official



Chief Judge  
StFw Oliver Vent

**CISM PARASKI**  
**03. - 08. April 2018**  
**Hochfilzen / Austria**  
**RESULTS JUNIOR MALE / FEMALE**

FACTOR: <b>0,32</b>			MAX. POINTS: <b>150</b>			RESULT SKI						RESULT ACCURACY						POINTS			
RANK	ST. NR.	Mil.Rk	NAME	CLUB	NAT.	1 <sup>th</sup> run Time	1 <sup>th</sup> run Point	2. <sup>nd</sup> run Time	2. <sup>nd</sup> run Point	TOTAL SKI	RK	1.	2.	3.	4.	5.	6.	Finale	TOTAL ACC	RK	TOTAL
1	3B	CPL	Graser Sebastian		AUT	1:14,31	0	1:15,50	0	0	1	3	4	3	1	2	0	4	17	2	17
2	3C	LCPL	Sulzbacher Manuel		AUT	1:22,49	26	1:24,10	27	53	2	2	5	5	2	4	5	2	25	3	78
3	7C	SOLD	Petrik Anton		RUS	1:31,85	55	1:28,43	40	95	3	3	4	0	0	4	3	0	14	1	109
4	1C	OR-4	Tschech Lukas		GER	1:40,42	82	1:39,25	74	156	7	1	2	2	2	3	1		11	4	167
5	12D	PVT	Zürcher Silas		SUI	1:31,19	53	1:30,49	47	100	4	50	6	3	3	50	9		121	7	221
6	12A	SGT	Caduff Flavio		SUI	1:37,95	74	1:37,22	68	142	6	1	50	6	16	6	15		94	6	236
7	1D	OR-3	Kammer Jonas		GER	1:57,46	135	1:50,66	110	245	9	8	27	5	4	4	15		63	5	308
8	12B	SGT	Bänziger Kevin		SUI	1:37,95	74	1:36,60	66	140	5	50	50	30	5	50	16		201	9	341
9	12C	PVT	Widmer Jakob		SUI	1:53,02	121	1:44,56	91	212	8	50	11	6	10	50	28		155	8	367

official



Chief Judge  
StFw Oliver Vent



# CISM PARASKI

## 03. - 08. April 2018

### Hochfilzen / Austria

## RESULTS INDIVIDUAL MALE

FACTOR:		0,32		MAX. POINTS: 150		RESULT SKI						RESULT ACCURACY						POINTS			
RANK	ST. NR.	Mil.Rk	NAME	CLUB	NAT.	1 <sup>th</sup> run Time	1 <sup>th</sup> run Point	2 <sup>nd</sup> run Time	2 <sup>nd</sup> run Point	TOTAL SKI	RK	1.	2.	3.	4.	5.	6.	Finale	TOTAL ACC	RK	TOTAL
1	3B	CPL	Graser Sebastian		AUT	1:14,31	0	1:15,50	0	0	1	3	4	3	1	2	0	4	17	4	17
2	8D	OR-1	Bečan Matej		SLO	1:19,80	17	1:23,48	25	42	2	0	0	0	1	8	4	0	13	1	55
3	7D	WO	Burenin Alexey		RUS	1:22,23	25	1:23,18	24	49	3	10	6	2	3	3	3	2	29	8	78
4	3C	LCPL	Sulzbacher Manuel		AUT	1:22,49	26	1:24,10	27	53	4	2	5	5	2	4	5	2	25	7	78
5	6C	OR-6	Born Daniel		GER	1:26,78	39	1:25,62	32	71	7	0	4	1	2	7	4	2	20	6	91
6	11C	SCH	Vignuales Jean		FRA	1:29,80	48	1:28,27	40	88	10	3	0	1	0	0	11	1	16	3	104
7	7C	SOLD	Petrik Anton		RUS	1:31,85	55	1:28,43	40	95	12	3	4	0	0	4	3	0	14	2	109
8	11B	SCH	Jeannerot Thomas		FRA	1:31,14	53	1:29,56	44	97	13	2	6	1	3	2	2	1	17	4	114
9	3A	WO-3	Kloiber Hannes		AUT	1:25,63	35	1:26,19	33	68	6	2	11	8	5	10	9	5	50	9	118
10	13A	PVT	Isler Matthias		SUI	1:32,37	56	1:29,71	44	100	15	3	0	10	9	3	1		26	17	126
11	6B	OR-7	Weber Elischa		GER	1:33,53	60	1:34,19	58	118	21	2	1	1	0	4	1		9	11	127
12	13D	2 LT	Lehner Stefan		SUI	1:28,61	45	1:28,16	40	85	9	26	3	2	6	4	2		43	20	128
13	5D	LT	Žák Ondřej		CZE	1:31,14	53	1:31,21	49	102	16	10	2	1	2	7	5		27	18	129
14	5B	MJR	Javůrek Michal		CZE	1:23,49	29	1:25,71	32	61	5	3	50	2	3	8	3		69	28	130
15	8B	OR-6	Pristavec Matjaž		SLO	1:36,15	68	1:35,54	63	131	22	1	6	4	2	0	2		15	14	146
16	6D	OR-7	Wiesner Stefan		GER	1:39,52	79	1:35,42	62	141	24	1	3	2	1	0	1		8	10	149
17	13B	2 LT	Rolli Rolf		SUI	1:32,62	57	1:30,55	47	104	17	11	4	14	9	5	4		47	21	151
18	8C	STSGT	Kostanjevec Matej		SLO	1:32,56	57	1:30,88	48	105	18	1	50	3	1	3	2		60	25	165
19	1C	OR-4	Tschech Lukas		GER	1:40,42	82	1:39,25	74	156	26	1	2	2	2	3	1		11	12	167
20	7A	SGT	Borovik Artem		RUS	1:32,76	58	1:32,55	53	111	20	50	2	1	2	1	2		58	24	169
21	5C	MJR	Bednář Radim		CZE	1:40,87	83	1:40,75	79	162	30	2	4	2	3	1	2		14	13	176
22	13C	PVT	Eggenberger Andreas		SUI	1:26,47	38	1:29,27	43	81	8	21	50	3	6	14	3		97	32	178
23	8A	OR-7	Erjavec Borut		SLO	1:40,41	82	1:40,22	77	159	29	1	0	1	0	3	24		29	19	188



FACTOR:		0,32		MAX. POINTS:		150		RESULT SKI				RESULT ACCURACY							POINTS		
RANK	ST. NR.	Mil.Rk	NAME	CLUB	NAT.	1 <sup>th</sup> run Time	1 <sup>th</sup> run Point	2. <sup>nd</sup> run Time	2. <sup>nd</sup> run Point	TOTAL SKI	RK	1.	2.	3.	4.	5.	6.	Finale	TOTAL ACC	RK	TOTAL
24	5A	1 LT	Jiroušek Libor		CZE	1:32,15	56	1:32,03	52	108	19	3	50	0	23	1	3		80	30	188
25	12D	PVT	Zürcher Silas		SUI	1:31,19	53	1:30,49	47	100	14	50	6	3	3	50	9		121	36	221
26	9A	CPL	Marcinek Tomáš		SVK	1:50,12	112	1:45,14	93	205	35	2	2	2	3	6	4		19	15	224
27	4B	SWO	Dziergas Piotr		POL	1:39,72	79	1:40,60	78	157	28	2	1	50	13	2	3		71	29	228
28	12A	SGT	Caduff Flavio		SUI	1:37,95	74	1:37,22	68	142	25	1	50	6	16	6	15		94	31	236
29	4A	PFC	Wójciak Kamil		POL	1:48,10	106	1:42,84	85	191	33	3	3	4	12	26	1		49	23	240
30	6A	OR-6	Zahler Christoph		GER	1:46,24	100	1:45,67	94	194	34	50	6	3	4	3	1		67	27	261
31	2C	SGT	Volkov Konstantin		RUS	1:42,24	87	1:37,61	69	156	27	50	50	4	3	0	0		107	34	263
32	9B	MSG	Štefak Štefan		SVK	1:30,28	50	1:29,04	42	92	11	50	13	6	3	50	50		172	40	264
33	10A	WO	Janicijevic Mirosljub		SRB	1:50,40	113	1:50,05	108	221	37	16	0	2	11	10	9		48	22	269
34	1D	OR-3	Kammer Jonas		GER	1:57,46	135	1:50,66	110	245	38	8	27	5	4	4	15		63	26	308
35	7B	SOLD	Esin Dmitrii		RUS	1:44,12	93	1:39,96	76	169	31	50	50	36	2	4	3		145	38	314
36	4C	SWO	Lamch Andrzej		POL	2:24,52	150	2:14,91	150	300	40	4	8	4	3	5	1		25	16	325
37	12B	SGT	Bänziger Kevin		SUI	1:37,95	74	1:36,60	66	140	23	50	50	30	5	50	16		201	42	341
38	12C	PVT	Widmer Jakob		SUI	1:53,02	121	1:44,56	91	212	36	50	11	6	10	50	28		155	39	367
39	1A	MAJ	Miečius Audrius		LTU	2:14,27	150	2:08,33	150	300	40	3	16	8	10	14	50		101	33	401
40	1B	OR-6	Mituzas Žydrūnas		LTU	2:14,12	150	2:18,82	150	300	40	50	6	30	3	13	8		110	35	410
41	9D	MAJ	Sokoli Martin		SVK	x	150	1:57,97	133	283	39	50	47	3	15	23	3		141	37	424
42	10C	WO	Micic Sinisa		SRB	2:17,26	150	2:15,49	150	300	40	16	50	50	7	50	2		175	41	475
43	11D	CCH	Olek Julien		FRA	1:46,27	100	1:44,20	90	190	32	50	50	50	50	50	50		300	44	490
44	9C	SFC	Gnida Peter		SVK	2:39,10	150	2:26,83	150	300	40	13	15	50	50	50	50		228	43	528

official



Chief Judge  
StFw Oliver Vent